



HACKTHEBOX

# CYBER TRAINING GAMIFIED


BSides CLT CTF

// Sep 2022



#1

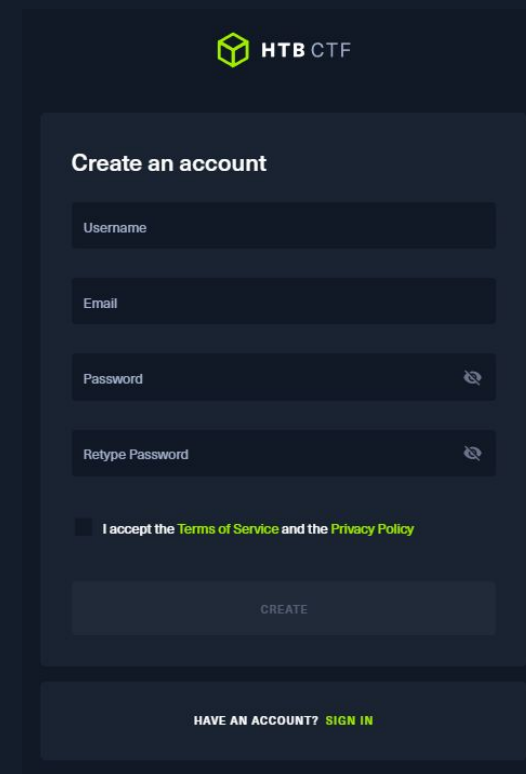
# Registration



# How to register to the CTF platform

First step you have to do is create a new account!

- Go to <https://ctf.hackthebox.com/register> and create an account
- If you have already an account go ahead and login with the existing one
- This account is not the same with your Hack The Box account so you need to create a new one



The image shows a dark-themed registration form for HTB CTF. At the top right is the HTB CTF logo. The form is titled "Create an account" and contains the following fields: "Username", "Email", "Password" (with a toggle for visibility), and "Retype Password" (with a toggle for visibility). Below the fields is a checkbox labeled "I accept the Terms of Service and the Privacy Policy". At the bottom of the form is a "CREATE" button. Below the form, there is a link that says "HAVE AN ACCOUNT? SIGN IN".

# Creating a New Team

## Create your Awesome Team!

- The Team Captain needs to create a Team.
- If the Team Name is already taken you will be prompted with an error message
- Don't forget to have fun choosing your team name as we did :)
- Note: No special characters or whitespaces allowed

### Create Team ×

Team Name

Team Motto

Country

Discord Link

**CREATE**

# How to join a Team on the CTF platform

## It is time to Join a Team!

- For the purpose of this CTF every team should be **max 3 player(s)**
- The users (except the Team Leader) need to select **Join Team** and enter the name of the desired Team at <https://ctf.hackthebox.com/teams>
- The Team Captain must accept the users requesting to join their team

### Join Team

Search Team Database

SEND JOIN REQUEST

### Members

Pending Join Requests

TestHTBAccount	✓	✗
----------------	---	---

Team Members

TestTeamCaptain	👑
-----------------	---



#2

# Hacking Time!

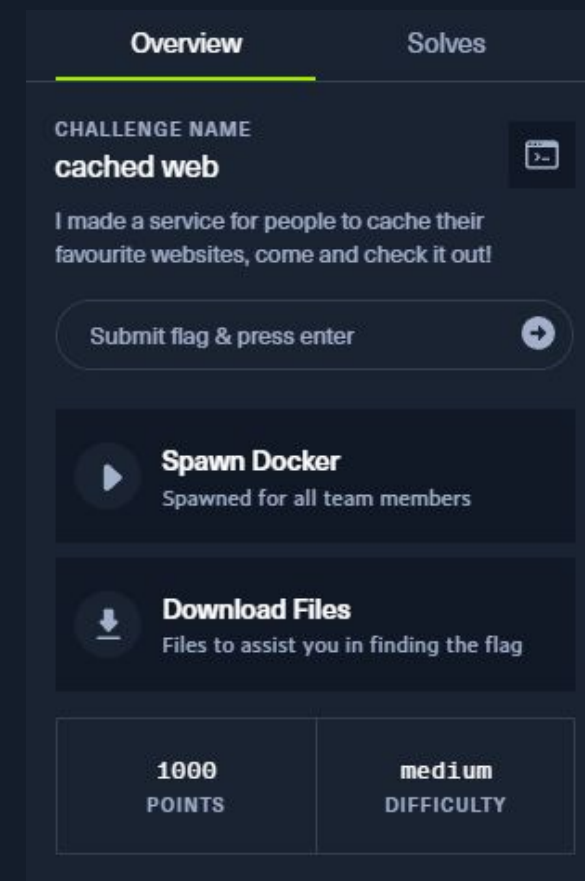


# How to start **hacking** your Docker Challenges

**Ready. Set. SPAWN** 🕶️

By clicking a challenge there is the Spawn Docker button in order to start/stop your dedicated Docker instances

1. Press the button and you will see the docker being spawned and the IP address to target.
2. If there isn't a docker instance download the content and start hacking.
3. Some challenges might have a docker and a downloadable part or even none of them!

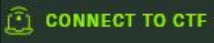


The screenshot shows a challenge page with the following details:


- Overview** (selected) / **Solves**
- CHALLENGE NAME**: **cached web**
- Description: "I made a service for people to cache their favourite websites, come and check it out!"
- Submit flag & press enter button
- Spawn Docker** button: "Spawned for all team members"
- Download Files** button: "Files to assist you in finding the flag"
- 1000 POINTS**
- medium DIFFICULTY**


# How to **connect** to your **Pwnbox** instance

## **Spawn your attacking machine.**


1. Pwnbox is our **in-browser**, Parrot Security virtual machine.
2. You can connect to Pwnbox by clicking on the  button.
3. Select the appropriate server of your region (US) and click SPAWN PWNBOX. If no instances spawns it may be a wrong server choice; please try another region.
4. Once you've spawned Pwnbox, you'll be able to work from within it the same way you would any other VM.

Select your connection type ×

 **OpenVPN**  
A Vpn is required to play certain challenges.

 **Pwnbox**  
Your own web-based Parrot Linux.

← Connect with Pwnbox ×

● OFFLINE 

00:00 INSTANCE LIFETIME	United Kingdom LOCATION	EU CTF 1 SERVER
----------------------------	----------------------------	--------------------

**Connect to Pwnbox**  
Your own web-based Parrot Linux instance to play our challenges.

Pwnbox Location

United Kingdom 84ms ▾

VPN Access

EU ▾

VPN Region

EU CTF 1 5/500 ▾

**SPAWN PWNBOX**



# How to Submit a Flag

## Submit that Flag!

After finding the awesome **flag** don't forget to submit it to prove your progress, climb the scoreboard and achieve eternal CTF Glory 🔥

- You can either do that by submitting the flag to the underlying challenge or
- Use the universal flag submission in the top of the challenge list

Search challenges by name or category 🔍

HTB{YourAwesomeFlag} ➔

UNSOLVED ▾	3 WEB CHALLENGES	POINTS	DIFFICULTY
ImageTok	5 solves	650	insane
Inspector Gadget	7 solves	600	easy
cached web	2 solves	1000	medium

Overview Solves

CHALLENGE NAME  
**cached web** 📄

I made a service for people to cache their favourite websites, come and check it out!

HTB{YourAwesomeFlag} ➔

▶ **Spawn Docker**  
Spawned for all team members

⬇ **Download Files**  
Files to assist you in finding the flag

1000 POINTS

medium DIFFICULTY

#3

# Scoreboard!

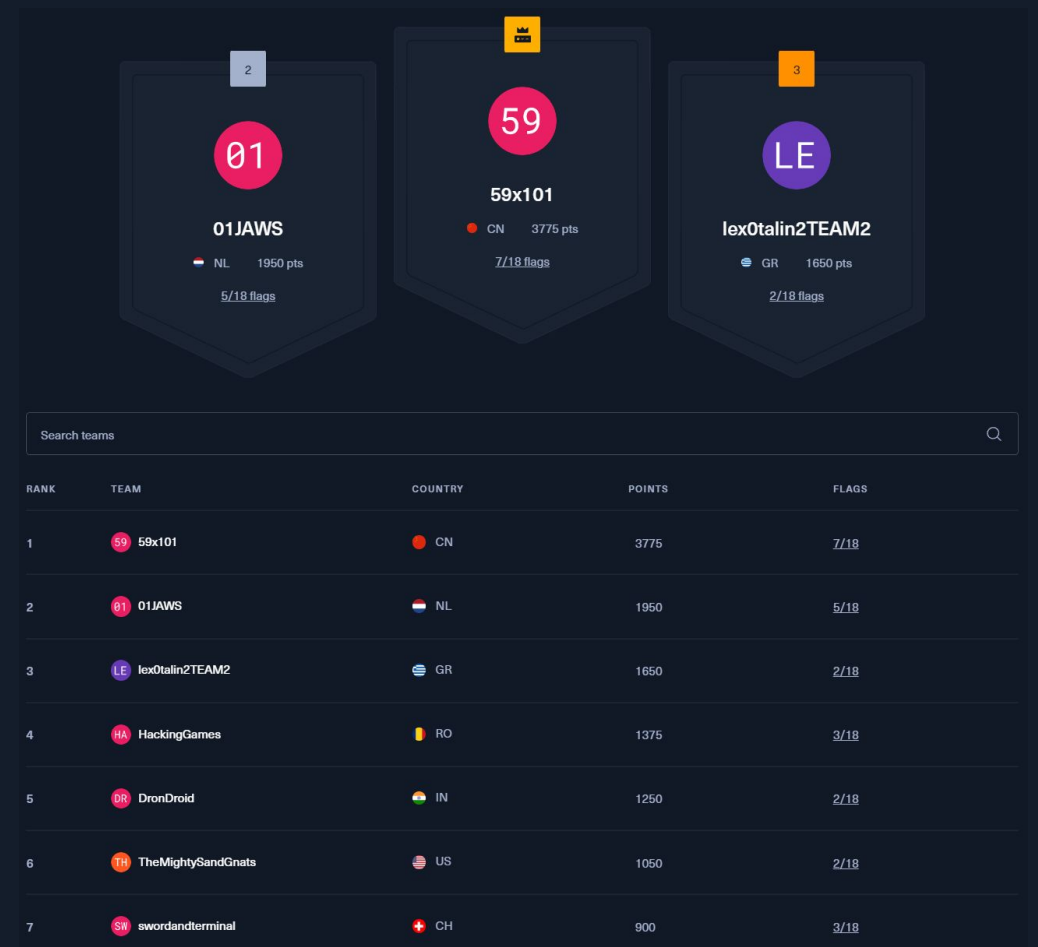


# How to see your progress

Lead the scoreboard 😎

By clicking the scoreboard button you can see your progress during and after the event.

Always remember that it's not about being the best it's about being better than yesterday.



#4

# Rules

# Rules

## All rules you must follow for the CTF

1. It is strictly forbidden to perform any kind of Denial of Service or any other unwanted actions against the servers or associated infrastructure.
2. Do not try to brute force the flag submission system.
3. Do not perform any unwanted actions against other teams/members.
4. Do not try to exchange flags/write-ups/hints of the challenges during the competition with other teams participating or to other external entities.
5. Do not distribute the content of the CTF (the challenges) to third party entities for help.
6. All teams must be consisted with maximum 3 members.
7. Please familiarise yourself with the ToS in place regarding our content and intellectual property.
8. Any violation of these terms will automatically disqualify the player from the competition.
9. Let the scoreboard go on 🔥 Good Luck!